

Release Notes: ProCurve Manager Version 2.3, Update 11

PCM version 2.3, Update 11 supports these products:

- J9056A ProCurve Manager Plus 2.3 - upgrade from PCM 1.6 license to PCM Plus 2.3 50-device license
- J9057A ProCurve Manager Plus 2.3 - 50-device license
- J9058A ProCurve Manager Plus 2.3 - +100-device incremental license
- J9059A ProCurve Manager Plus 2.3 - unlimited device license

If you are using PCM 2.321 and IDM, you must install the IDM 2.25 Auto Update 1 before installing this update.

These release notes include information on the following:

- A listing of enhancements included in the Auto-Update releases. ([Page 5](#))
- A listing of software fixes included in the Auto-Update releases. ([Page 8](#))
- A listing of known issues. ([Page 14](#))

Related Publications

For the latest version of any of the publications listed below, visit the ProCurve Web site, where you can freely view or download the latest software manuals for your product. To do so, go to:

www.procurve.com/manuals.

- Read Me First for the ProCurve Manager, Version 2.3
- ProCurve Network Management Getting Started Guide, Version 2.3
- ProCurve Manager Plus 2.3 Network Administrator's Guide (February 2008)

© Copyright 2005 - 2009

Hewlett-Packard Development Company, LP.

The information contained herein is subject to change without notice.

Publication Number

5991-8611D AU11
July, 2009

Applicable Products

- J9057A ProCurve Manager Plus 2.3 - 50-device license
- J9058A ProCurve Manager Plus 2.3 - +100-device incremental license
- J9059A ProCurve Manager Plus 2.3 - unlimited device license, upgrade from PCM 1.6, 100-device license
- J9056A ProCurve Manager Plus 2.3, upgrade from PCM 1.6 license - 50-device license

Trademark Credits

Microsoft®, Windows®, and Windows NT® are US registered trademarks of Microsoft Corporation.

Adobe® and Acrobat® are trademarks of Adobe Systems Incorporated. Java™ is a US trademark of Sun Microsystems, Inc.

Software Credits

SSH on ProCurve Switches is based on the OpenSSH software toolkit. This product includes software developed by the OpenSSH Project for use in the OpenSSH Toolkit. For more information on OpenSSH, visit

[http:// www.openssh.com](http://www.openssh.com).

SSL on ProCurve Switches is based on the OpenSSL software toolkit. This product includes software developed by the OpenSSL Project for use in the OpenSSL Toolkit. For more information on OpenSSL, visit

<http://www.openssl.org>.

This product includes cryptographic software written by Eric Young (eay@cryptsoft.com). This product includes software written by Tim Hudson (tjh@cryptsoft.com)

Disclaimer

HEWLETT-PACKARD COMPANY MAKES NO WARRANTY OF ANY KIND WITH REGARD TO THIS MATERIAL, INCLUDING, BUT NOT LIMITED TO, THE IMPLIED WARRANTIES OF MERCHANTABILITY AND FITNESS FOR A PARTICULAR PURPOSE. Hewlett-Packard shall not be liable for errors contained herein or for incidental or consequential damages in connection with the furnishing, performance, or use of this material.

The only warranties for HP products and services are set forth in the express warranty statements accompanying such products and services. Nothing herein should be construed as constituting an additional warranty. HP shall not be liable for technical or editorial errors or omissions contained herein.

Hewlett-Packard assumes no responsibility for the use or reliability of its software on equipment that is not furnished by Hewlett-Packard.

Warranty

See the Customer Support/Warranty booklet included with the product.

A copy of the specific warranty terms applicable to your Hewlett-Packard products and replacement parts can be obtained from your HP Sales and Service Office or authorized dealer.




Hewlett-Packard Company
8000 Foothills Boulevard, m/s 5551
Roseville, California 95747-5551
www.procurve.com

Software Management – ProCurve Manager 2.3 Updates


If you installed PCM 2.3, you can install this ProCurve Manager update using the “Automatic Update” feature in PCM+, or you can install it manually.

Using Automatic Download and Install

1. Click the  Preferences button on the global toolbar to open the Preferences window and select **Auto Updates for PCM** in the left pane of the Preferences window.
2. In the right pane, select Download and install automatically.
3. To change the schedule when PCM checks for automatic updates, set the Recurrence Pattern.
4. Click **Apply** to save your changes and leave the Preferences window open or click **OK** to save your changes and close the Preferences window.


PCM checks the ProCurve ftp server for updates at the scheduled time. If updates are found for PCM or an installed module, PCM automatically downloads and installs the updates.

Using Notify if Updates Are Available

1. Click the  Preferences button on the global toolbar to open the Preferences window and select **Auto Updates for PCM** in the left pane of the Preferences window.
2. In the right pane, select Notify if updates are available.
3. To change the schedule when PCM checks for automatic updates, set the Recurrence Pattern.
4. Click **Apply** to save your changes and leave the Preferences window open or click **OK** to save your changes and close the Preferences window.

PCM checks the ProCurve ftp server for updates at the scheduled time. If updates are found for PCM or an installed module, PCM issues an Automatic Update event (shown on the Agent Groups Events tab). Updates are not installed automatically. To install updates, you must manually initiate the download, as explained below.

Manually Installing Updates from the FTP Server

1. Click the  Preferences button on the global toolbar to open the Preferences window and select **Automatic Updates** in the left pane of the Preferences window.
2. In the right pane, click **Check Now**.
3. In the Select Update Mode window, select the Check for updates on the FTP Server option and click **Next**.

PCM must be connected to the internet and, if using a proxy, it must be configured in Network Settings preferences.

Release Notes: ProCurve Manager Version 2.3, Update 11
Software Management – ProCurve Manager 2.3 Updates

4. Uninstalled updates are displayed with a check next to them, indicating that the update will be installed. Click **Next** to install the update, or uncheck the update if you do not want to install it.
5. A warning message appears, advising you that any PCM clients will be disconnected. Click **Yes** to continue.
6. After the update package is downloaded, you will be prompted to close the PCM Client. Click **Exit** to exit PCM, complete the update, and restart the PCM services..

You can then restart the PCM client and begin using the updated version of PCM.

Manually Installing Updates from the Download Folder

This method does not require an internet connection from PCM. The update can be downloaded from any PC and copied to the PC containing PCM.


1. Determine the PCM software version by selecting Help>About ProCurve Manager from the PCM menu.
2. If you are using PCM 2.322, copy the pcm_2_3_322_update_11.zip file to the \PNM\server\data\download\autoupdate directory. (Do not unzip the file.)

OR

If you are using PCM 2.321, copy the pcm_2_3_321_update_11.zip file to the \PNM\server\data\download\autoupdate directory. (Do not unzip the file.)

The default PCM server installation directory is: C:\Program Files\Hewlett-Packard\PNM\server on the workstation where PCM was initially installed. (Do not unzip the file.)

Update files can be downloaded from www.procurve.com/networkmanagement using any PC and copied to the PC containing PCM.

3. Click the  Preferences button on the global toolbar to open the Preferences window and select **Auto Updates for PCM** in the left pane of the Preferences window.
4. In the right pane, click **Check Now**.
5. In the Select Update Mode window, select the Check for updates in PCM's download folder option and click **Next**.
6. Uninstalled updates in the autoupdate folder are displayed with a check next to each one, which indicates that the update will be installed. Click **Next** to install the update, or if you do not want to install an update, uncheck the box.
7. A warning message appears, advising you that any PCM clients will be disconnected. Click **Yes** to continue.
8. After the updates are installed, you will be prompted to close the PCM Client. If you do not exit PCM manually, after a few moments PCM automatically shuts down. Click **Exit** to exit PCM, complete the update, and restart the PCM services.

You can then restart the PCM client and begin using the updated version of PCM.

PCM 2.3 Enhancements

Update 11

- Support for the HP ProCurve 3500-24 Switch (J9470A), HP ProCurve 3500-48 Switch (J9472A), HP ProCurve 3500-24-PoE Switch (J9471A) and HP ProCurve 3500-48-PoE Switch (J9473A)
- Support for the HP ProCurve DCM Controller J9445A.
- Support for the HP ProCurve 2910al Switch Series J9145A, J9146A, J9147A, and J9148A.
- Support for the HP ProCurve TMS zl Module J9155A.
- Support for the HP ProCurve 6600-48G (J9451A) and 6600-48G-4XG (J9452A) switches.
- Support for HP ProCurve MSM software version 5.3.1.
- Support for the HP ProCurve MSM 760 Access/Mobility Controller (J9420A and J9421A) and MSM 765 Access Controller (J9370A).
- Support for ProCurve MSM features: Mapping and Syslog.
- Support for new MIBs for MSM Outdoor devices.

Update 10

Auto Update 10 is not a general release.

Update 9

- Support for the ProCurve 6600ml-24G (J9263A), 6600ml-24G-4XG (J9264A), and 6600ml-24XG (J9265A) Switches.
- Support for the following MSM Access Points (autonomous mode only):

MSM 313 Access Point	J9346A, J9350A
MSM 313-R Access Point	J9351A, J9354A
MSM 323 Access Point	J9337A, J9341A
MSM 323-R Access Point	J9342A, J9345A
MSM 410 Access Point	J9426A, J9427A

Update 8

- Support for the following MSM Access Points (autonomous mode only) and Controllers:

MSM 710 Controller	J9325A, J9328A
--------------------	----------------

Release Notes: ProCurve Manager Version 2.3, Update 11

PCM 2.3 Enhancements

MSM 730 Controller	J9326A, J9329A
MSM 750 Controller	J9330A, J9333A
MSM 310 Access Point	J9374A, J9379A
MSM 310-R Access Point	J9380A, J9383A
MSM 320 Access Point	J9360A, J9364A
MSM 320-R Access Point	J9365A, J9368A
MSM 422 Access Point	J9358A, J9359A
MSM 335 Access Point	J9356A, J9357A

Update 7

No enhancements in Update 7.

Update 6

No enhancements in Update 6.

Update 5

- Support for the ProCurve 2510-24 switch (J9019B).
- Support for the ProCurve 2510G-24 and 2510G-48 switches (J9279A and J9280A).
- Support for software version K.13.xx for ProCurve switches (requires fix to switch software).

Update 4

No enhancements in Update 4.

Update 3

- sFlow support for ProCurve Access Point 530 NA (J8986A) and ProCurve Access Point 530WW (J8987A) running software version wa.02.10 (or greater).

Update 2

- AV and IPS support for the SonicWALL E-Class Network Security Appliance (NSA) series, version 5.0.0.7-44o of the SonicOS Enhanced firmware. This support gives PCM and Network Immunity Manager the ability to process AV and IPS SonicWALL traps and take action, as configured by the user. These appliances prevent damaging, content-based threats from email and web traffic such as viruses, worms, intrusions, and inappropriate web content. For additional SonicWALL support information, see the Network Immunity Manager Implementation Guide (accessible by registering at my.procurve.com).

SonicWALL appliances are automatically discovered by PCM. However, you must configure the following PCM setting for proper operation:

- If the UTM is configured with a unique read and write community name (other than PCM's default of public), configure the community names in PCM.
- Configure the switch port connected to the UTM as a member of each VLAN where attacker or victim traffic might originate.

Note: All discovered UTMs, regardless of vendor, are placed in the UTM folder in the PCM navigation tree. Although PCM discovers SonicWALL appliances, they are not included in Network Maps. Instead, they appear in the unmapped devices section.

Update 1

- **USB Autorun (PR_1000763117)** — Support for the USB Autorun feature on switches with software version K.13.xx or greater, which provides a way to create a script of CLI commands and execute those commands on multiple switches using a USB flash drive. For detailed instructions, see the PCM 2.3 online help after installing Auto Update 1 or the PCM 2.3 Network Administrator's Guide (updated February 2008) available at www.procurve.com.
- **USB Autorun (PR_1000762867)** — On-line help for USB Autorun feature.
- **Switch Support (PR_1000758501)** — Support for the ProCurve 2510-48 switch (J9020A), software version U.11.xx.
- **Switch Support (PR_1000758515)** — Support for the ProCurve Series 2610 switches, software version R.11.xx.

Software Fixes in PCM 2.3 Updates

Update 11

The following PCM problems were resolved in PCM 2.321/2.322 Update 11:

Port List (PR_ 6827) — Print button for Port List is not working.

Event Manager (PR_ 37464) — View Archive Events does not work after update to AU9.

Device Manager (PR_ 39817) — In PCM AU9, unknown V1 trap - OID:
.1.3.6.1.4.1.11.2.14.11.5.1.39.0.1.3.

Traffic Manager (PR_ 14420) — No statistics for WAN router on T1 interface over PPP.

FFI Trap (PR_ 40222) — FFI Trap bug that maps all FFI trap types (hpicFfLogFaultType) to the "High collision or drop rate" type.

Device Manager (PR_ 38029) — All labelled configurations under the Display by Label option are not shown in some cases.

Device Manager (PR_ 39070) — OS Version and ROM Version text boxes are editable.

Access Manager (PR_ 17316) — PCM not displaying blocked Hosts in the VT Configuration window.

Configuration Manager (PR_ 16038) — Deploying a template and selecting the "later" option does not work when using the configuration wizard.

Dashboard (PR_ 13749) — MSM Controller and Access Point model numbers (JxxxxxA) are not displayed on the Dashboard.

Device Manager (PR_ 16530) — "Test communication parameter in PCM" did not check for both manager and operator parameters for Colubris mobility devices.

Device Manager (PR_ 16971) — Colubris mobility devices are not accepting PCM default "CLI credentials", even after checkbox "Use default" is selected.

Event Manager (PR_ 16207) — All Colubris mobility device events displayed in the "Ignored Events" list are not listed by device group name.

Vulnerability (PR_ 18747) — Remote exploitation vulnerability in PCM could allow access to arbitrary files.

Update 10

Auto Update 10 is not a general release.

Update 9

The following PCM problems were resolved in PCM 2.321/2.322 Update 9:

Device Manager (PR_10485) — Able to modify Write community name in Series1800 switches even though it is not supported.

Port Security (PR_13094) — Setting port security on the switch does not reflect in PCM Port Access tab under the Learn Mode column.

Port Mirroring (PR_11142) — Unable to select multiple mirror sources.

Port Access Help (PR_13096) — Port Access help icon does not show definition for Unknown Learn Mode.

Port Access VLAN (PR_13087) — 802.1X port not showing correct dynamically assigned VLAN in User Session.

Port Access Auth Status (PR_13085) — Auth Status in Port Access tab shows gray box instead of green circle.

Port Access User Session (PR_13086) — Port Access tab in User Session shows as Unknown for ports configured with both MAC and 802.1X.

PCM Upgrade (PR_12034) — Upgrade from PCM 2.2 to PCM 2.3 causes subnets to disappear.

Update 8

The following PCM problems were resolved in PCM 2.321/2.322 Update 8:

Authentication (PR_5485) — Wrong Authentication Type if the K.13.xx switch port is configured for both 802.1X and Supplicant.

User Sessions (PR_12310) — PCM reporting incorrect BW Limit % values in User Sessions window.

User Sessions/Port Access (PR_9463) — PCM reporting incorrect values for secured ports in Port Access and User Session windows.

User Sessions/Port Access (PR_6903) — IP address and DNS name displays Unknown in the Port Access and User Session windows.

Discovery (PR_1000783135) — Cannot delete IP ranges in Discovery preferences.

NNM (PR_10440) — Server loses connection to Manager Server service within five minutes of reboot.

Test Communication Parameters (PR_9421) — When CLI defaults are set to SSH, Test Communication Parameters in PCM shows Telnet.

Release Notes: ProCurve Manager Version 2.3, Update 11
Software Fixes in PCM 2.3 Updates

Multiple RADIUS Groups (PR_13129) — PCM support for Switch Special - Multiple RADIUS Groups.

MS CHAPv2 (PR_13131) — PCM support for Switch Special - MS CHAPv2 Authentication (SSH Secure to RADIUS).

Update 7

The following PCM problems were resolved in PCM 2.321/2.322 Update 7:

Back Button (PR_000006693) — Back button in Deploy Template Wizard is not functioning properly.

MAC Lockout (PR_000008170) — MAC lockout fails for ProCurve Wireless Edge Services zl Module (J9051A) and ProCurve Redundant Wireless Edge Services zl Module (J9052A)

Event Manager (PR_1000818345) — Event type should not be included in Event Description.

PCM Help (PR_000008435) — Project names should not be included in PCM online help.

Configuration (PR_1000823081) — Premium Edge licenses for Switch 5412 cannot be installed or uninstalled using PCM.

Device Access (PR_000005809) — PCM connection intermittently fails when using Test Communications Parameters and CLI Wizard.

Communication Parameters (PR_000008919) — Communications Parameters in Device Wizard does not support SNMP V3 for ProCurve Access Point 530 (J8986A and J8987A).

Policy Manager (PR_000009987) — Event-driven policy configured with Send Email action does not send emails after the policy is triggered a few times.

Update 6

The following PCM problems were resolved in PCM 2.321/2.322 Update 6:

UI Performance (PR_1000825277) — CRC entries in OID files causing UI performance issue in PCM remote client.

Software Update (PR_000004679) — Software update support for ProCurve Wireless Edge Services zl Modules (J9051A and J9052A).

AP 530 (PR_000006410) — Communication parameters in PCM SNMPv3 are not enabled for AP 530 software version WA.02.10 and greater.

Traffic (PR_1000805453) — PCM 2.3 AU3 cannot disable traffic data collection.

Traffic (PR_1000825558) — Traffic not collecting data on all ports and devices.

LACP Trunks (PR_000006266) — LACP defined trunk is not displayed in PCM Traffic tab, and traffic data is not collected.

VLAN (PR_1000802799) — VLAN name change in switch configuration is not refreshed in PCM/IDM.

SNMPv3 Devices (PR_1000797500) — SNMPv3 devices are incorrectly added to Unknown folder.

Device Manager (PR_1000822366) — Device Manager is changing community string without user knowledge.

PCM Dashboard (PR_1000821469) — Asset field on device dashboard is not used in PCM and will be removed from view.

Update 5

The following PCM problems were resolved in PCM 2.321/2.322 Update 5:

Device Access (PR_1000806070) — In the Device Access tab, some toolbar menu items are disabled.

Device Access (PR_1000806088) — Device Access tab shows incorrect values for Console, Telnet, and SSH Auth fields for switches with software version K.13.

Event Browser (PR_1000804871) — Event description should not include event type.

Secure Copy (PR_1000003133) — Secure Copy fails even when credentials are correct.

CLI Wizard (PR_1000807938) — Select screen in CLI wizard is missing from folder view.

NNM (PR_1000811124) - For NNM Database Mining, PCM 2.3 javaw.exe peaks between 50-100% CPU.

sFlow (PR_1000803424) - sFlow data not processed by PCM+ 2.3 AU3 for the 2900 switch running software version K.12.53.

Dashboard (PR_1000783790) - Access Point 530 serial number not shown in dashboard. This has been fixed in PCM, but AP530 software version 2.18 (available fall 2008) must be installed.

Update 4

The following PCM problems were resolved in PCM 2.321/2.322 Update 4:

show port access (PR_1000781938) — PCM “show port-access” functions do not work for switches with software version K.13.

Firmware Update Wizard (PR_1000781401) — Preferred switch software preferences not functioning properly.

Event Browser (PR_100084165) — PCM displays some K.13 traps in the Event Browser with garbled text.

J4900C and J4899C (PR_1000803824) — PCM does not discover and manage the C versions of the Switch 2626 and Switch 2650.

Update 3

The following PCM problems were resolved in PCM 2.321/2.322 Update 3:

- **Traffic (PR_1000444244/1000780105)** — Traffic Monitor support for sFlow on the ProCurve 530 Access Point (software version WA.02.10 or later).
- **Find Node (PR_1000783153)** — Node-to-Node Path Trace shows trunks as ports.
- **Security Access Wizard (PR_1000782448)** — When selecting an authentication method, MAC-Auth configuration is not applied to the ProCurve 530 Access Point.
- **Traffic (PR_1000786699)** — Traffic Monitor sometimes does not collect statistics or samples. Symptoms include "Awaiting data".
- **Event Browser (PR_1000782746)** — SNMP traps are not decoded properly for some ProCurve 530 Access Point (software version WA.2.10 or later) events. For example, the Event Browser reports "Unknown V2 trap...".
- **Find Node (PR_1000790269)** — Find Node returns incorrect values for wireless clients of the ProCurve 530 Access Point. This can result in follow-on problems, such as NIM applying Offender actions on the wrong device (AP or switch).

Update 2

The following PCM problems were resolved in PCM 2.321/2.322 Update 2:

- **Discovery (PR_1000760826)** — PCM adds the Access Point 520 in new managed subnet.
- **Path Trace (PR_1000744367)** — Node to node path trace is showing incorrect results in xSTP Blocking scenarios.
- **Policies (PR_1000470211)** — If user configures alerts to be sent via email and for which the filter has a severity with a "Greater than <value>", PCM does not generate the email alert.
- **Find Node (PR_1000780911)** — Find Node lookup from NIM fails with switches running K.13.xx operating system.
- **UTM (PR_1000781252)** — PCM 2.3 client goes blank when a UTM is selected (Null pointer exception).

Update 1

The following PCM problems were resolved in PCM 2.321/2.322 Update 1:

- **Custom Groups (PR_1000717308)** — In custom subgroups, renaming a parent group does not result in renaming the subgroup.
- **Policies (PR_1000744939)** — Scheduled reload does not submit.
- **Deploy Configuration (PR_1000760693)** — Deploy Configuration fails with switches running K.13.xx.

Known Issues for PCM 2.3 Updates

Update 11

- **HP ProCurve Secure Router 7000dl Series (PR_41069)** — T1 and PPP interfaces are not displayed in Port List tabs.
- **HP ProCurve 6600 Switch Series (PR_40769)** — DCA support fails for HP ProCurve 6600-48G Switch (J9451A) and HP ProCurve 6600-48G-4XG Switch (J9452A).
- **DCM Controller (PR_18429)** — PCM does not show Serial number and ROM information in device dashboard for DCM Controller devices (Issue to be addressed in device version 2.0)
- **Network Mapping (PR_16102)** - Network mapping between TMS zl module and 5400 chassis not correct when TMS zl module is configured for monitor mode. Issue will be addressed in TMS zl module software version 1.1.

Update 10

Auto Update 10 is not a general release.

Update 9

- **Port Access (PR_17814)** — Auth VLAN ID is not shown in user session in MAC and Web Authentication in 6600ml switches. (Issue will be addressed with the switch software.)

Update 8

- **MSM Model Numbers (PR_13749)** — MSM Controller and Access Point model numbers are not displayed in Dashboards.

Update 7

No known issues.

Update 6

No known issues.

Update 5

- **Access Point 530 (PR_1000783790)** — “Access Point 530 serial number not shown in dashboard” has been fixed in PCM, but AP530 software version 2.18 (available fall 2008) must be installed.

Update 4

- **RMON (PR_2964)** — PCM cannot enable RMON in switches with software version H.10.60.
- **Port Speed (PR_1000806483)** — Port speed is not shown properly for some ports in 2626C and 2650C switches.
- **Device Access (PR_1000806070)** — In the Device Access tab, some toolbar menu items are disabled.
- **AP530 (PR_1000783790)** — PCM dashboard does not report Access Point 530 serial number.
- PCM does not yet offer full support for switches with software version K.13.

Update 3

The problem with the Traffic Monitor sometimes not collecting statistics or samples, PR_1000786699, is fixed in Update 3. For devices that failed prior to the installation of PCM 2.3 AU3, PCM will correct the problem during the next Discovery cycle. You also can correct this problem immediately by manually rediscovering these devices.

Update 2

No known issues.

Update 1

USB Autorun - Switch (PR_1000767612) — Copying from the switch to the USB causes the switch to reboot.

USB Autorun (PR_1000766570) — No command file generated on selecting “Generate one file for every device in the group”.

USB Autorun (PR_1000767239) — Unable to deploy configuration from a template with IP Substn statement.

USB Autorun - Switch (PR_1000769487) — Command execution output not appended to the result file.

USB Autorun - Switch (PR_1000769489) — No result file generated after command execution.